

PLYGEM SERIES BRICKMOULD VINYL DOUBLE HUNG WINDOW (PBS STANDARD-WHITE, NO GRILLS)



Standard Features

- Classic brick mould profile provides an authentic sculptured appearance that matches traditional exterior millwork
- Interior and exterior accessory grooves allow for easy accessory application
- Both sash tilt in and remove for safe and easy cleaning of exterior glass
- Weather-tight dual action sash lock provides security while sealing out the weather and sealing in your comfort
- Energy-efficient Warm Edge insulating glass for enhanced energy performance
- Low-profile sill nosing resembles a traditional wood window
- Integral nailing fin with fusion-welded corners for simple and accurate installation
- Maintenance-free multi-chamber PVC construction with fusion-welded corners for durability, weather-tight performance and beauty
- Robust interlock satisfies forced entry requirements and improves structural performance
- Integral 11/16" siding pocket with undersill trim leg allows for simple and secure siding installation

Standard



White



Beige

Optional


Due to variation in computer monitors and printers, the color samples seen here may not exactly match the corresponding color.



PLYGEM SERIES BRICKMOULD

VINYL WINDOW

OPTIONAL GRILLE PATTERNS



Colonial



Half Colonial
(shown on Casement)



Plaza




Prairie



Perimeter Prairie




Three over Three



Three over One



Two over Two



Two over One

Call customer service for optional grille patterns (800.999.8400)

ANDERSEN 400 SERIES WINDOWS

TILT-WASH DOUBLE HUNG WINDOWS

OPTIONAL UPGRADE



High-Performance™ Low-E4® glass provides exceptional energy efficiency

Traditional style

Rich natural wood interior

Attractive low-maintenance exteriors

Convenient tilt-in cleaning

Variety of grilles

Wide range of sizes

White is standard

All other finishes are optional

Exterior Finish



White




Sandstone

Interior Finish



White

Hardware



White



Stone

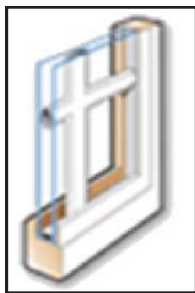
Due to variation in computer monitors and printers, the color samples seen here may not exactly match the corresponding color.



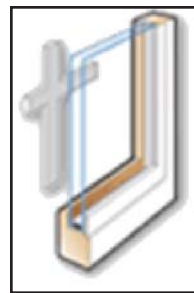
ANDERSEN 400 SERIES WINDOWS

GRILLE TYPES

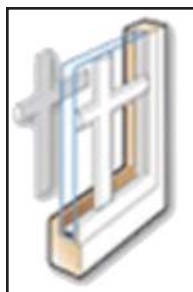
(SOME OPTIONS MAY INCUR ADDITIONAL COST)



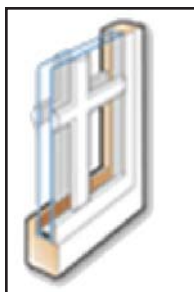
Fine-light™ Grilles are installed between glass panes



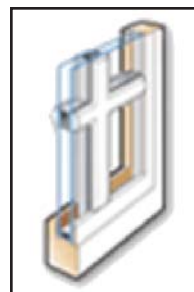
Removable Interior Grilles



Removable Interior Grilles with Permanent Exterior Grilles



Permanent Exterior and Permanent Interior Grilles



Permanent Exterior and Permanent Interior Grilles with Spacer

**Finelight grilles only available in colonial pattern.

**Removable interior grilles are not available in pine.